

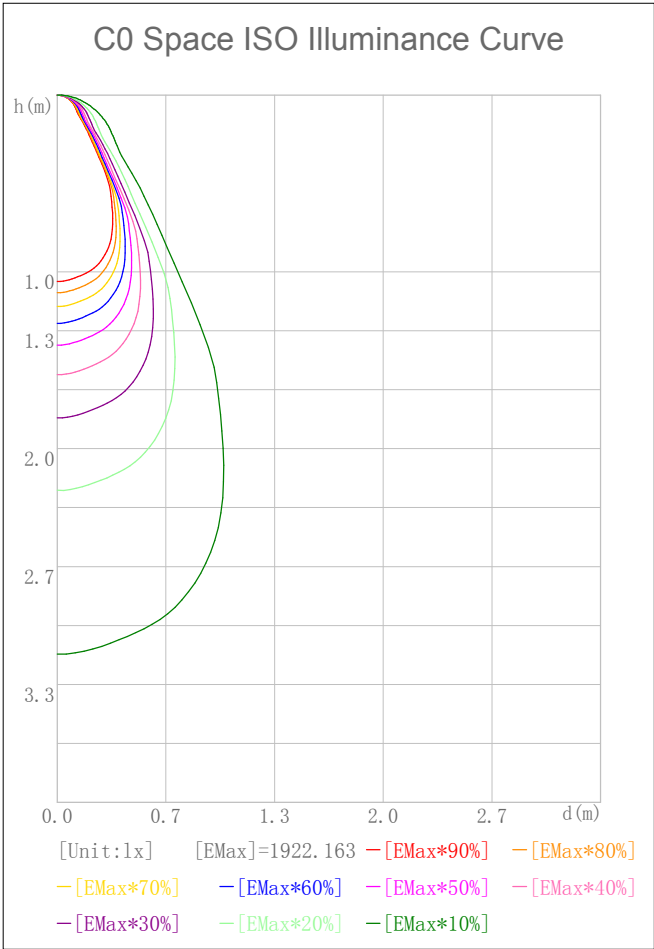
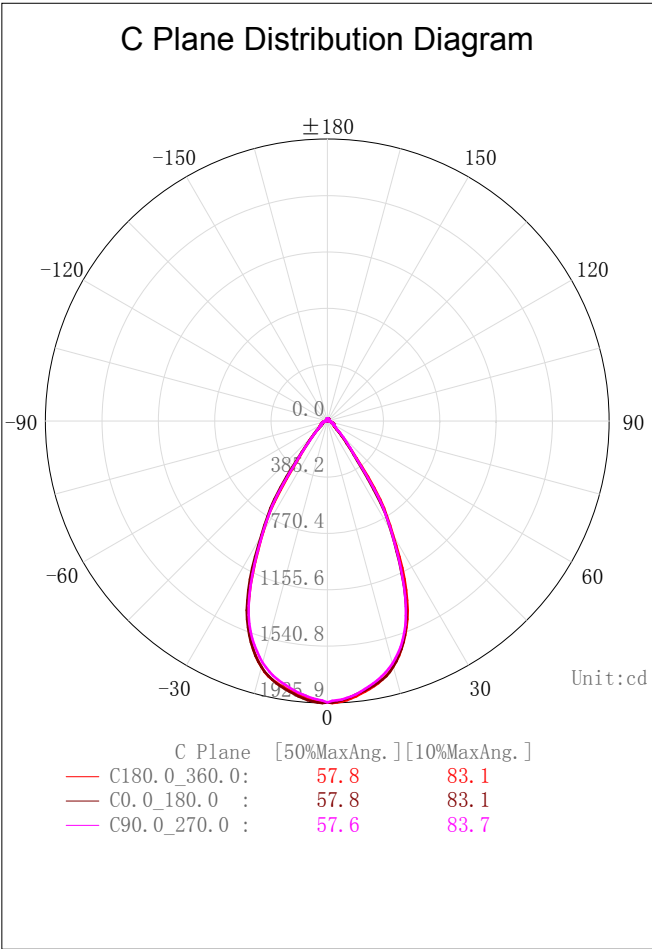
Indoor Luminaire Photometric Data

Description Information

Luminary Name: TR04-25-XX-01 3000K RA90 60D		Lum. Catalog:	Test ID: 01
Lamp Name:		Lamp Catalog: LED	Test Date: 2019/10/07
Manufacture: Shenzhen Norming Lighting Co., Ltd		Shld.Ang(°):	Test Machine:GON-2000
Test Lab: Quality Department		Frequency(Hz):	Lamp CCT(K): Ra:
Lum.Size(W*L*H):0.060m*0.060m*0.250m		Lum.Area(m2):0.019	Lum.W(kg): 0.000
Test System: C, γ	Test Step: C=90.0 γ=1.0	Temp.(°C): 25	Humidity(%): 50.0

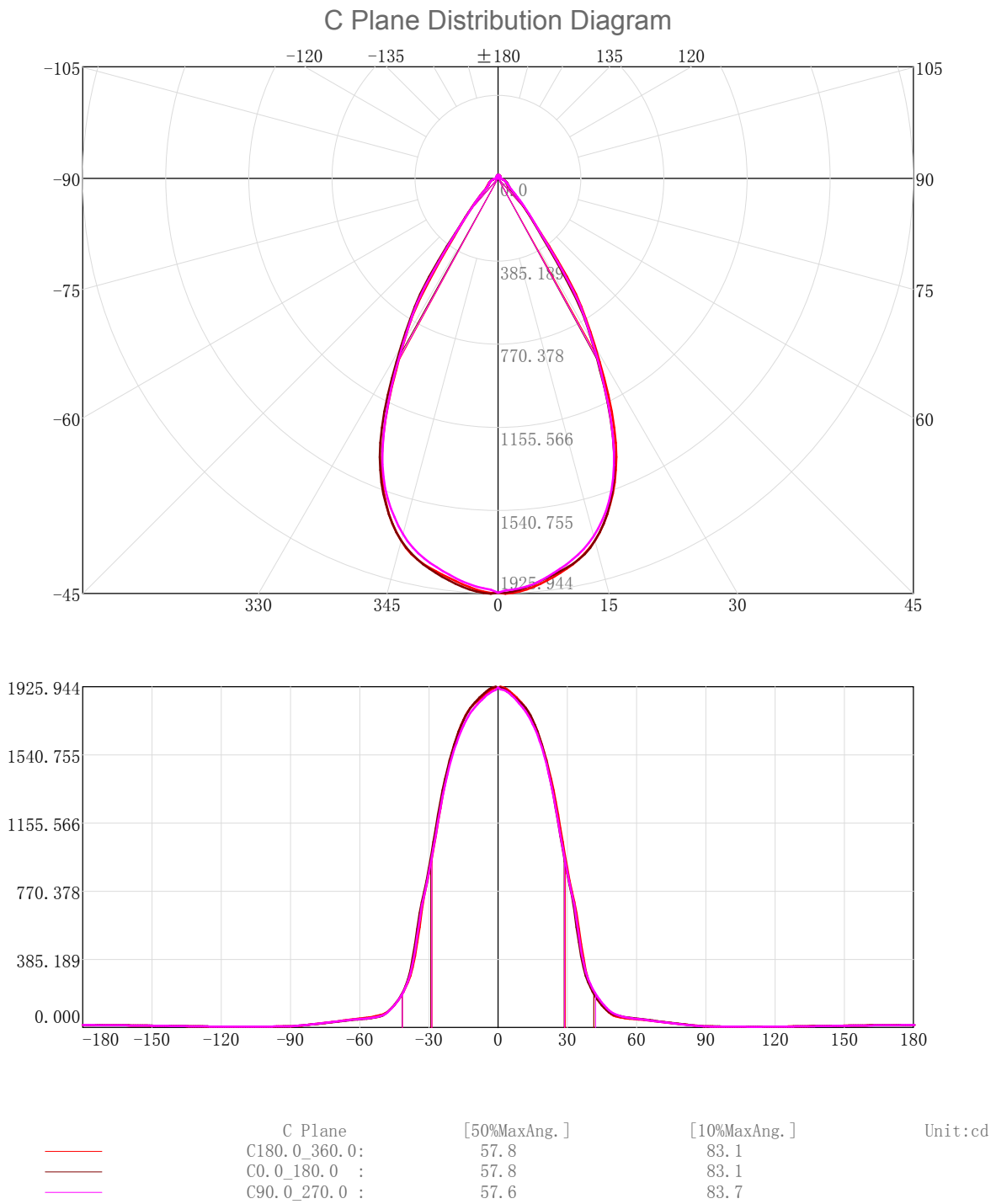
Character Parameter

Lamp Speciality Parameter		Luminaire Speciality Parameter	
Rated Flux(lm): 1835.260	Luminary Flux(lm): 1835.265	Field Angle(10%Imax): 83.1(°)	
Rated Power(W):	Luminary Efficiency: 100.00%	Down Lumens&Percent: 1786.417lm 97.34%	
Rated Voltage(V):	Luminary EER(lm/W): 74.362	Up Lumens&Percent: 48.848lm 2.66%	
Tested Power(W): 24.680	Max. Candela(cd): 1925.944	S/MH: C0_a180=0.918 C90_270=0.911	
Lamps' Inside: 1	Max Cand@Ang.(°): C=180.0 γ=1.0	CIE Type: Semi-Direct	
Tested Electrics(V, A, pf):240.0, 0.104, 0.982		ErP Φuse(90°): 1615.764lm	
Lamp Size(W*L*H):0.060m*0.060m*0.250m	Left=-28.6°, Right=29.1°	IRF(%): 242.002	



2D Plane Light Intensity Distribution Curve

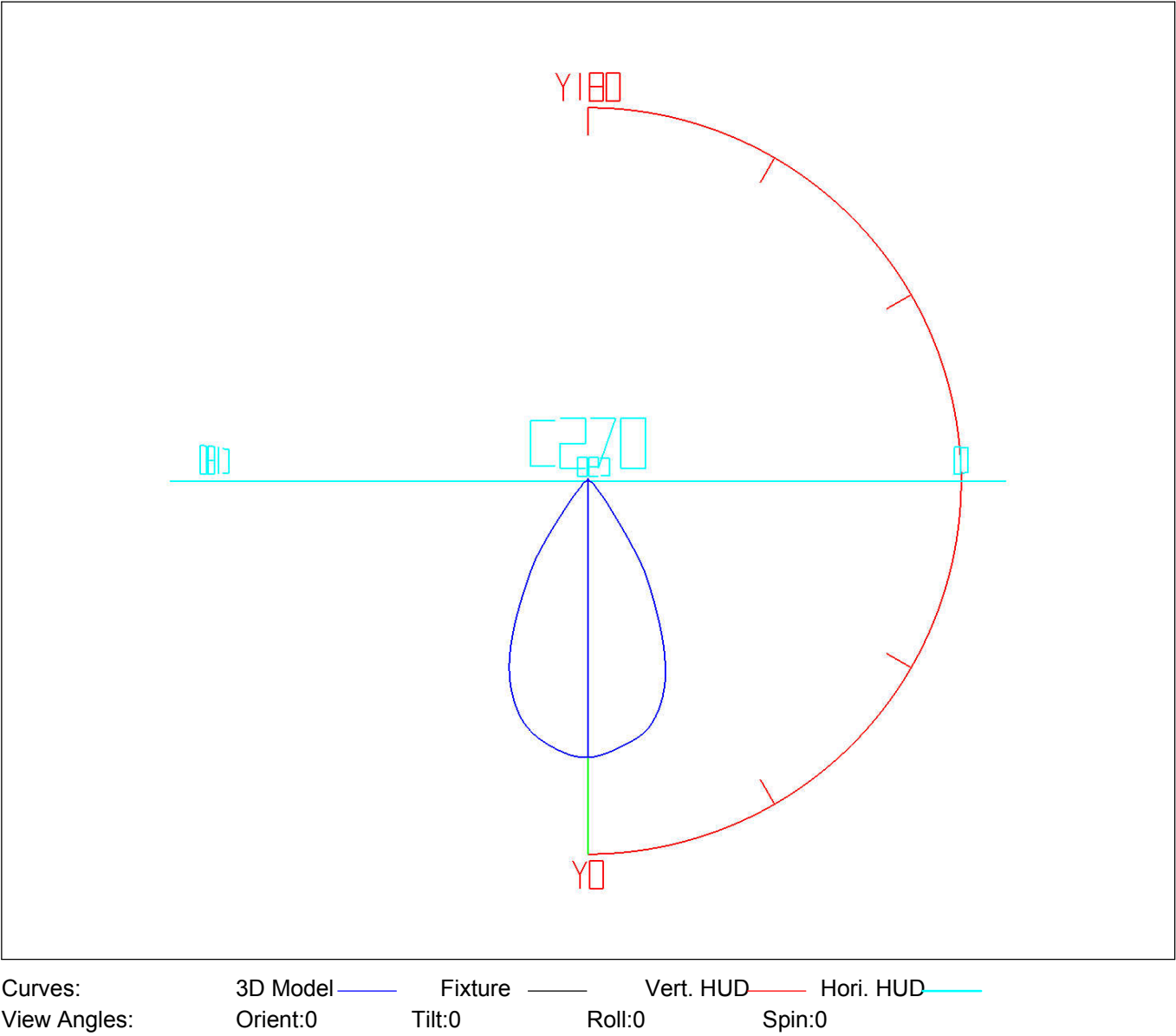
Lum. Name:TR04-25-XX-01 3000K RA90 60D	Lum. Catalog:	Test ID:01
Lamp Name:	Lamp Catalog:LED	Test Lab:Quality Department
Manufacture:Shenzhen Norming Lighting Co., Ltd	Test Machine:GON-2000	Test Date:2019/10/07



3D Light Intensity Distribution Modal

Lum. Name:TR04-25-XX-01 3000K RA90 60D	Lum. Catelog:	Test ID:01
Lamp Name:	Lamp Catelog:LED	Test Lab:Quality Department
Manufacture:Shenzhen Norming Lighting Co., Ltd	Test Machine:GON-2000	Test Date:2019/10/07

3D Light Intensity Distribution Modal



Photometric Filename:TR04-25-XX-01 3000K RA90 60D.IES

Zone (γ)	Zone Flux (1m)	Sums Flux (1m)	Zone%Lamp	Sums%Lamp	Zone (γ)	Zone Flux (1m)	Sums Flux (1m)	Zone%Lamp	Sums%Lamp
0.0-1.0	1.84	1.84	0.10	0.10	47.0-48.0	7.76	1636.92	0.42	89.19
1.0-2.0	5.50	7.33	0.30	0.40	48.0-49.0	7.00	1643.92	0.38	89.57
2.0-3.0	9.14	16.47	0.50	0.90	49.0-50.0	6.42	1650.34	0.35	89.92
3.0-4.0	12.74	29.21	0.69	1.59	50.0-51.0	6.03	1656.37	0.33	90.25
4.0-5.0	16.29	45.50	0.89	2.48	51.0-52.0	5.75	1662.12	0.31	90.57
5.0-6.0	19.79	65.29	1.08	3.56	52.0-53.0	5.53	1667.66	0.30	90.87
6.0-7.0	23.22	88.51	1.27	4.82	53.0-54.0	5.35	1673.01	0.29	91.16
7.0-8.0	26.60	115.11	1.45	6.27	54.0-55.0	5.20	1678.21	0.28	91.44
8.0-9.0	29.91	145.02	1.63	7.90	55.0-56.0	5.07	1683.28	0.28	91.72
9.0-10.0	33.15	178.17	1.81	9.71	56.0-57.0	4.97	1688.25	0.27	91.99
10.0-11.0	36.32	214.49	1.98	11.69	57.0-58.0	4.87	1693.12	0.27	92.26
11.0-12.0	39.39	253.88	2.15	13.83	58.0-59.0	4.79	1697.91	0.26	92.52
12.0-13.0	42.33	296.21	2.31	16.14	59.0-60.0	4.72	1702.64	0.26	92.77
13.0-14.0	45.12	341.33	2.46	18.60	60.0-61.0	4.65	1707.29	0.25	93.03
14.0-15.0	47.72	389.05	2.60	21.20	61.0-62.0	4.58	1711.86	0.25	93.28
15.0-16.0	50.11	439.16	2.73	23.93	62.0-63.0	4.50	1716.36	0.25	93.52
16.0-17.0	52.28	491.44	2.85	26.78	63.0-64.0	4.41	1720.77	0.24	93.76
17.0-18.0	54.21	545.64	2.95	29.73	64.0-65.0	4.30	1725.06	0.23	94.00
18.0-19.0	55.89	601.53	3.05	32.78	65.0-66.0	4.17	1729.23	0.23	94.22
19.0-20.0	57.28	658.81	3.12	35.90	66.0-67.0	4.04	1733.27	0.22	94.44
20.0-21.0	58.33	717.14	3.18	39.08	67.0-68.0	3.90	1737.17	0.21	94.66
21.0-22.0	59.00	776.14	3.21	42.29	68.0-69.0	3.76	1740.93	0.20	94.86
22.0-23.0	59.23	835.37	3.23	45.52	69.0-70.0	3.62	1744.55	0.20	95.06
23.0-24.0	58.99	894.36	3.21	48.73	70.0-71.0	3.47	1748.02	0.19	95.25
24.0-25.0	58.30	952.65	3.18	51.91	71.0-72.0	3.32	1751.34	0.18	95.43
25.0-26.0	57.14	1009.79	3.11	55.02	72.0-73.0	3.17	1754.51	0.17	95.60
26.0-27.0	55.54	1065.33	3.03	58.05	73.0-74.0	3.02	1757.53	0.16	95.76
27.0-28.0	53.65	1118.98	2.92	60.97	74.0-75.0	2.87	1760.40	0.16	95.92
28.0-29.0	51.60	1170.58	2.81	63.78	75.0-76.0	2.72	1763.11	0.15	96.07
29.0-30.0	49.44	1220.02	2.69	66.48	76.0-77.0	2.57	1765.68	0.14	96.21
30.0-31.0	47.24	1267.26	2.57	69.05	77.0-78.0	2.42	1768.10	0.13	96.34
31.0-32.0	45.01	1312.27	2.45	71.50	78.0-79.0	2.27	1770.37	0.12	96.46
32.0-33.0	42.52	1354.80	2.32	73.82	79.0-80.0	2.13	1772.50	0.12	96.58
33.0-34.0	39.26	1394.05	2.14	75.96	80.0-81.0	1.99	1774.49	0.11	96.69
34.0-35.0	35.01	1429.06	1.91	77.87	81.0-82.0	1.84	1776.33	0.10	96.79
35.0-36.0	30.43	1459.49	1.66	79.53	82.0-83.0	1.71	1778.04	0.09	

IES Indoor Report

Photometric Filename:TR04-25-XX-01 3000K RA90 60D.IES

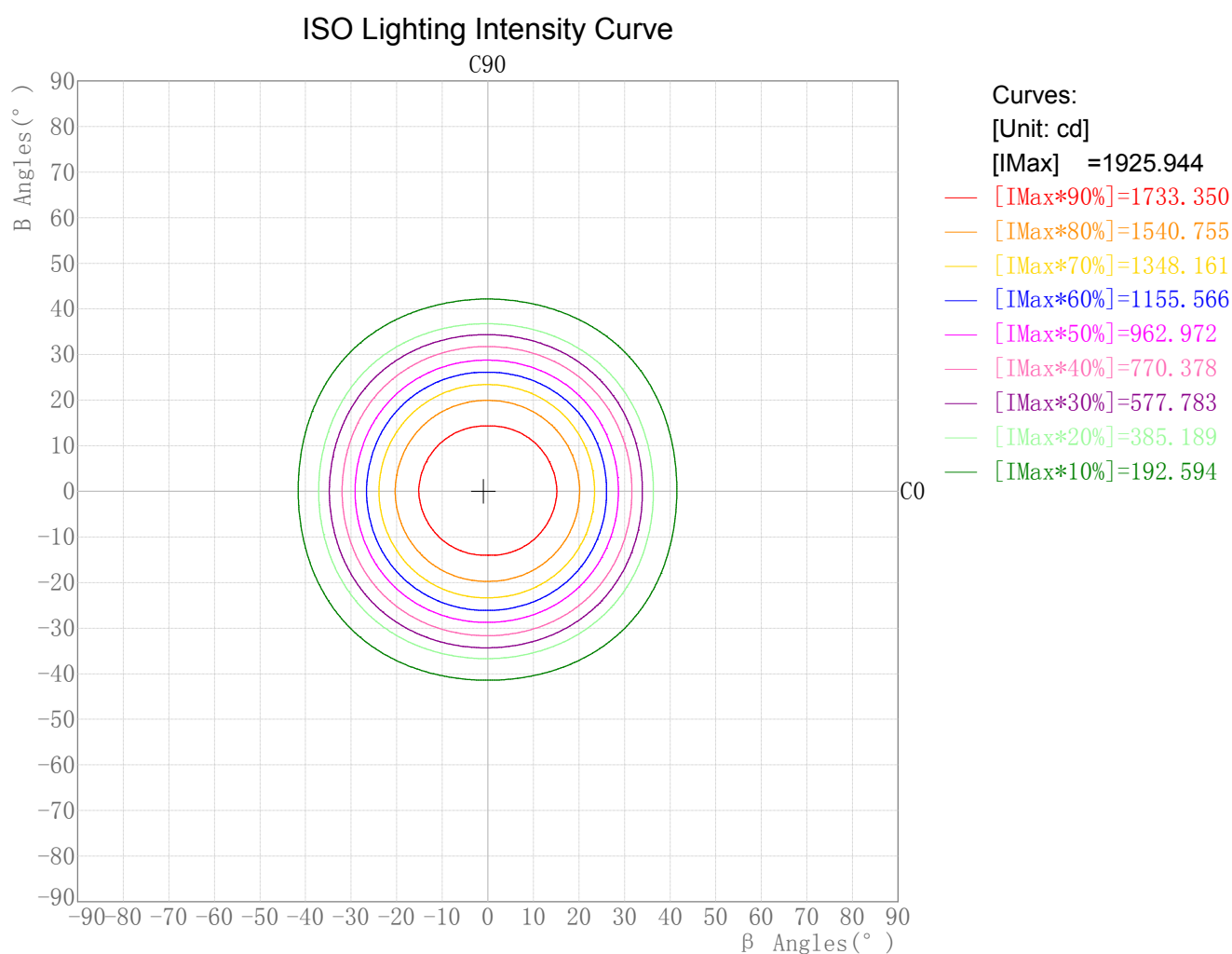
Zonal Flux Tabulation - (Cont.)

Zone (γ)	Zone Flux (lm)	Sums Flux (lm)	Zone%Lamp	Sums%Lamp	Zone (γ)	Zone Flux (lm)	Sums Flux (lm)	Zone%Lamp	Sums%Lamp
94. 0-95. 0	0. 75	1790. 37	0. 04	97. 55	141. 0-142. 0	0. 65	1819. 38	0. 04	99. 13
95. 0-96. 0	0. 74	1791. 10	0. 04	97. 59	142. 0-143. 0	0. 65	1820. 03	0. 04	99. 17
96. 0-97. 0	0. 72	1791. 83	0. 04	97. 63	143. 0-144. 0	0. 65	1820. 68	0. 04	99. 21
97. 0-98. 0	0. 71	1792. 53	0. 04	97. 67	144. 0-145. 0	0. 65	1821. 33	0. 04	99. 24
98. 0-99. 0	0. 69	1793. 22	0. 04	97. 71	145. 0-146. 0	0. 65	1821. 98	0. 04	99. 28
99. 0-100. 0	0. 68	1793. 90	0. 04	97. 75	146. 0-147. 0	0. 64	1822. 62	0. 03	99. 31
100. 0-101. 0	0. 67	1794. 57	0. 04	97. 78	147. 0-148. 0	0. 64	1823. 26	0. 03	99. 35
101. 0-102. 0	0. 65	1795. 22	0. 04	97. 82	148. 0-149. 0	0. 63	1823. 89	0. 03	99. 38
102. 0-103. 0	0. 64	1795. 86	0. 03	97. 85	149. 0-150. 0	0. 62	1824. 51	0. 03	99. 41
103. 0-104. 0	0. 63	1796. 49	0. 03	97. 89	150. 0-151. 0	0. 61	1825. 12	0. 03	99. 45
104. 0-105. 0	0. 62	1797. 11	0. 03	97. 92	151. 0-152. 0	0. 60	1825. 72	0. 03	99. 48
105. 0-106. 0	0. 61	1797. 72	0. 03	97. 95	152. 0-153. 0	0. 59	1826. 32	0. 03	99. 51
106. 0-107. 0	0. 60	1798. 32	0. 03	97. 99	153. 0-154. 0	0. 58	1826. 90	0. 03	99. 54
107. 0-108. 0	0. 59	1798. 92	0. 03	98. 02	154. 0-155. 0	0. 57	1827. 46	0. 03	99. 58
108. 0-109. 0	0. 59	1799. 50	0. 03	98. 05	155. 0-156. 0	0. 55	1828. 02	0. 03	99. 61
109. 0-110. 0	0. 58	1800. 08	0. 03	98. 08	156. 0-157. 0	0. 54	1828. 56	0. 03	99. 63
110. 0-111. 0	0. 58	1800. 66	0. 03	98. 11	157. 0-158. 0	0. 52	1829. 08	0. 03	99. 66
111. 0-112. 0	0. 57	1801. 23	0. 03	98. 15	158. 0-159. 0	0. 51	1829. 59	0. 03	99. 69
112. 0-113. 0	0. 57	1801. 80	0. 03	98. 18	159. 0-160. 0	0. 49	1830. 08	0. 03	99. 72
113. 0-114. 0	0. 57	1802. 36	0. 03	98. 21	160. 0-161. 0	0. 47	1830. 55	0. 03	99. 74
114. 0-115. 0	0. 56	1802. 93	0. 03	98. 24	161. 0-162. 0	0. 45	1831. 00	0. 02	99. 77
115. 0-116. 0	0. 56	1803. 49	0. 03	98. 27	162. 0-163. 0	0. 43	1831. 44	0. 02	99. 79
116. 0-117. 0	0. 56	1804. 05	0. 03	98. 30	163. 0-164. 0	0. 41	1831. 85	0. 02	99. 81
117. 0-118. 0	0. 56	1804. 62	0. 03	98. 33	164. 0-165. 0	0. 39	1832. 25	0. 02	99. 84
118. 0-119. 0	0. 57	1805. 18	0. 03	98. 36	165. 0-166. 0	0. 37	1832. 62	0. 02	99. 86
119. 0-120. 0	0. 57	1805. 75	0. 03	98. 39	166. 0-167. 0	0. 35	1832. 97	0. 02	99. 88
120. 0-121. 0	0. 57	1806. 32	0. 03	98. 42	167. 0-168. 0	0. 33	1833. 30	0. 02	99. 89
121. 0-122. 0	0. 57	1806. 90	0. 03	98. 45	168. 0-169. 0	0. 31	1833. 61	0. 02	99. 91
122. 0-123. 0	0. 58	1807. 48	0. 03	98. 49	169. 0-170. 0	0. 28	1833. 89	0. 02	99. 93
123. 0-124. 0	0. 58	1808. 06	0. 03	98. 52	170. 0-171. 0	0. 26	1834. 14	0. 01	99. 94
124. 0-125. 0	0. 59	1808. 65	0. 03	98. 55	171. 0-172. 0	0. 23	1834. 38	0. 01	99. 95
125. 0-126. 0	0. 59	1809. 24	0. 03	98. 58	172. 0-173. 0	0. 21	1834. 58	0. 01	99. 96
126. 0-127. 0	0. 60	1809. 84	0. 03	98. 61	173. 0-174. 0	0. 18	1834. 76	0. 01	99. 97
127. 0-128. 0	0. 60	1810. 44	0. 03	98. 65	174. 0-175. 0	0. 15	1834. 91	0. 01	99. 98
128. 0-129. 0	0. 61	1811. 05	0. 03	98. 68	175. 0-176. 0	0. 13	1835. 04	0. 01	99. 99
129. 0-130. 0	0. 61	1811. 67	0. 03	98. 71	176. 0-177. 0	0. 10	1835. 14	0. 01	99. 99
130. 0-131. 0	0. 62	1812. 29	0. 03	98. 75	177. 0-178. 0	0. 07	1835. 21	0. 00	100. 00
131. 0-132. 0	0. 63	1812. 92	0. 03	98. 78	178. 0-179. 0	0. 04	1835. 25	0. 00	100. 00
132. 0-133. 0	0. 63	1813. 55	0. 03	98. 82	179. 0-180. 0	0. 01	1835. 26	0. 00	100. 00
133. 0-134. 0	0. 64	1814. 18	0. 03	98. 85					
134. 0-135. 0	0. 64	1814. 82	0. 03	98. 89					
135. 0-136. 0	0. 64	1815. 46	0. 04	98. 92					
136. 0-137. 0	0. 65	1816. 11	0. 04	98. 96					
137. 0-138. 0	0. 65	1816. 76	0. 04	98. 99					
138. 0-139. 0	0. 65	1817. 41	0. 04	99. 03					
139. 0-140. 0	0. 65	1818. 07	0. 04	99. 06					
140. 0-141. 0	0. 65	1818. 72	0. 04	99. 10					

Photometric Filename:TR04-25-XX-01 3000K RA90 60D.IES

Rectangle ISO Lighting Intensity Diagram

Lum. Name: TR04-25-XX-01 3000K RA90 60D	Lum. Catelog:	Test ID: 01
Lamp Name:	Lamp Catalog: LED	Test Lab: Quality Department
Manufacture: Shenzhen Norming Lighting Co., Ltd	Test Machine:GON-2000	Test Date: 2019/10/07

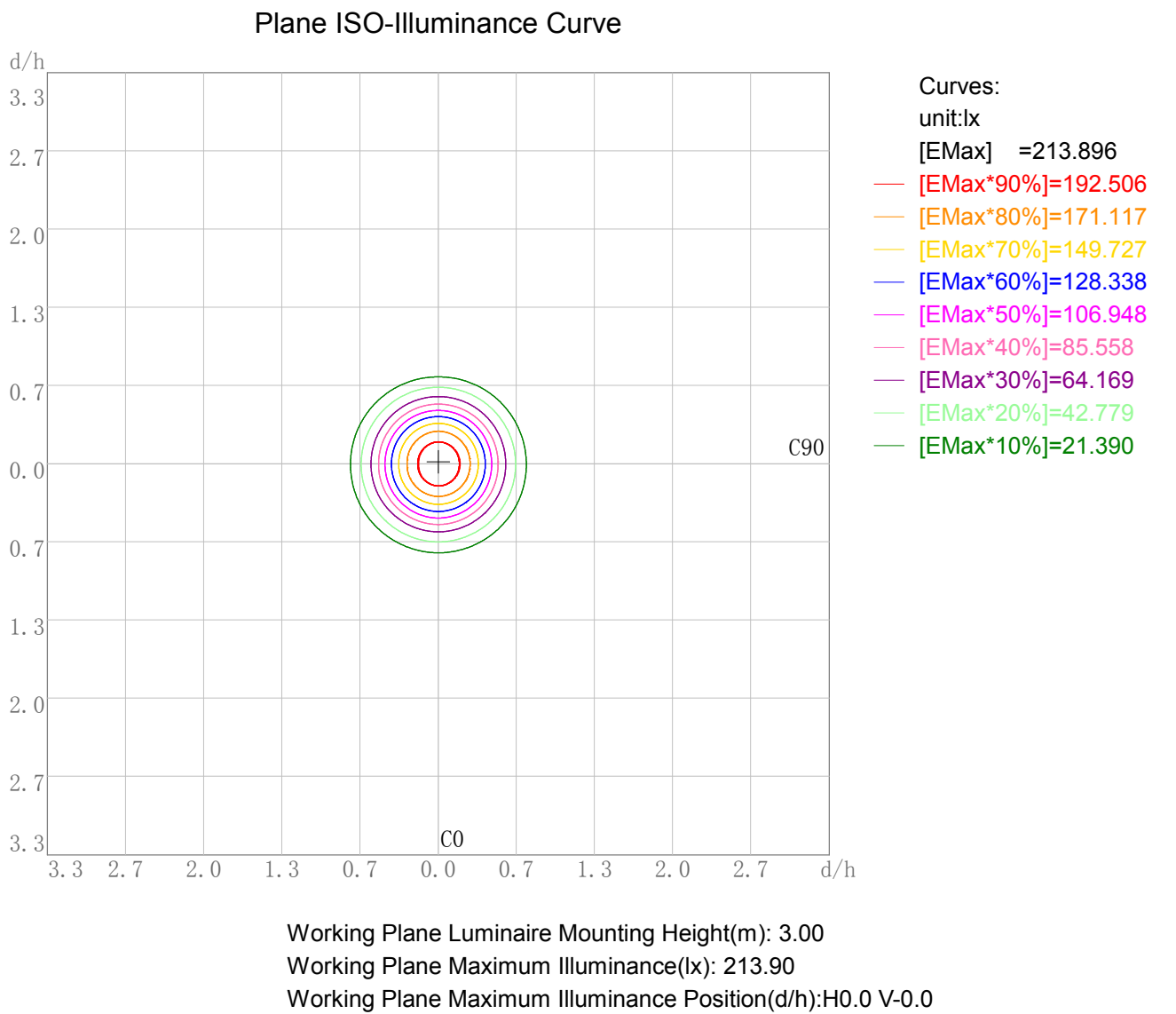


Maximum Light Intensity(cd): 1925.94

Maximum Cand.@Angle: H=-1.0°,V=0.0°

Plane ISO-Illuminance Diagram

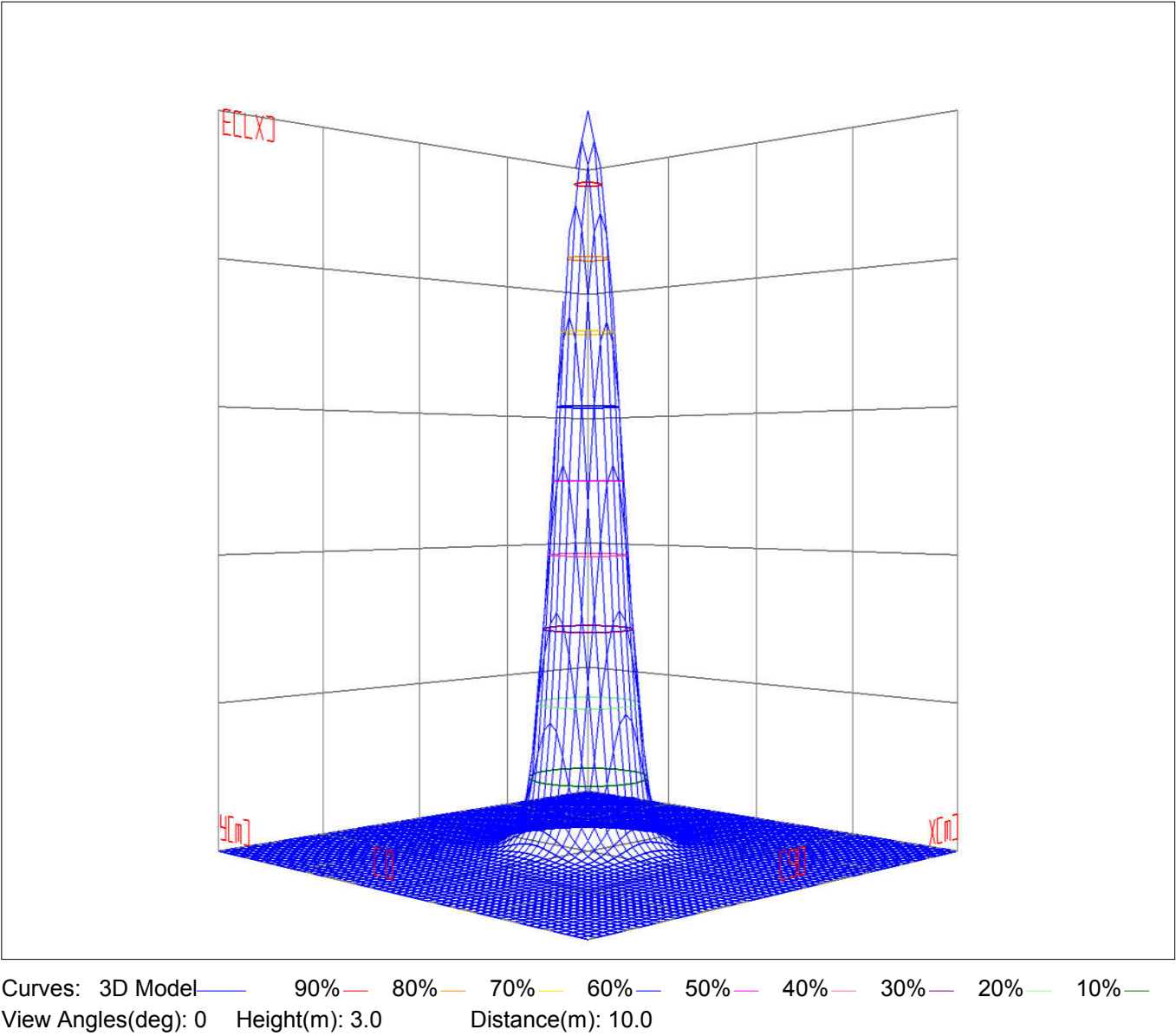
Lum. Name:TR04-25-XX-01 3000K RA90 60D	Lum. Catelog:	Test ID:01
Lamp Name:	Lamp Catelog:LED	Test Lab:Quality Department
Manufacture:Shenzhen Norming Lighting Co., Ltd	Test Machine:GON-2000	Test Date:2019/10/07



3D Plane ISO Illuminance Diagram

Lum. Name:TR04-25-XX-01 3000K RA90 60D	Lum. Catelog:	Test ID:01
Lamp Name:	Lamp Catelog:LED	Test Lab:Quality Department
Manufacture:Shenzhen Norming Lighting Co., Ltd	Test Machine:GON-2000	Test Date:2019/10/07

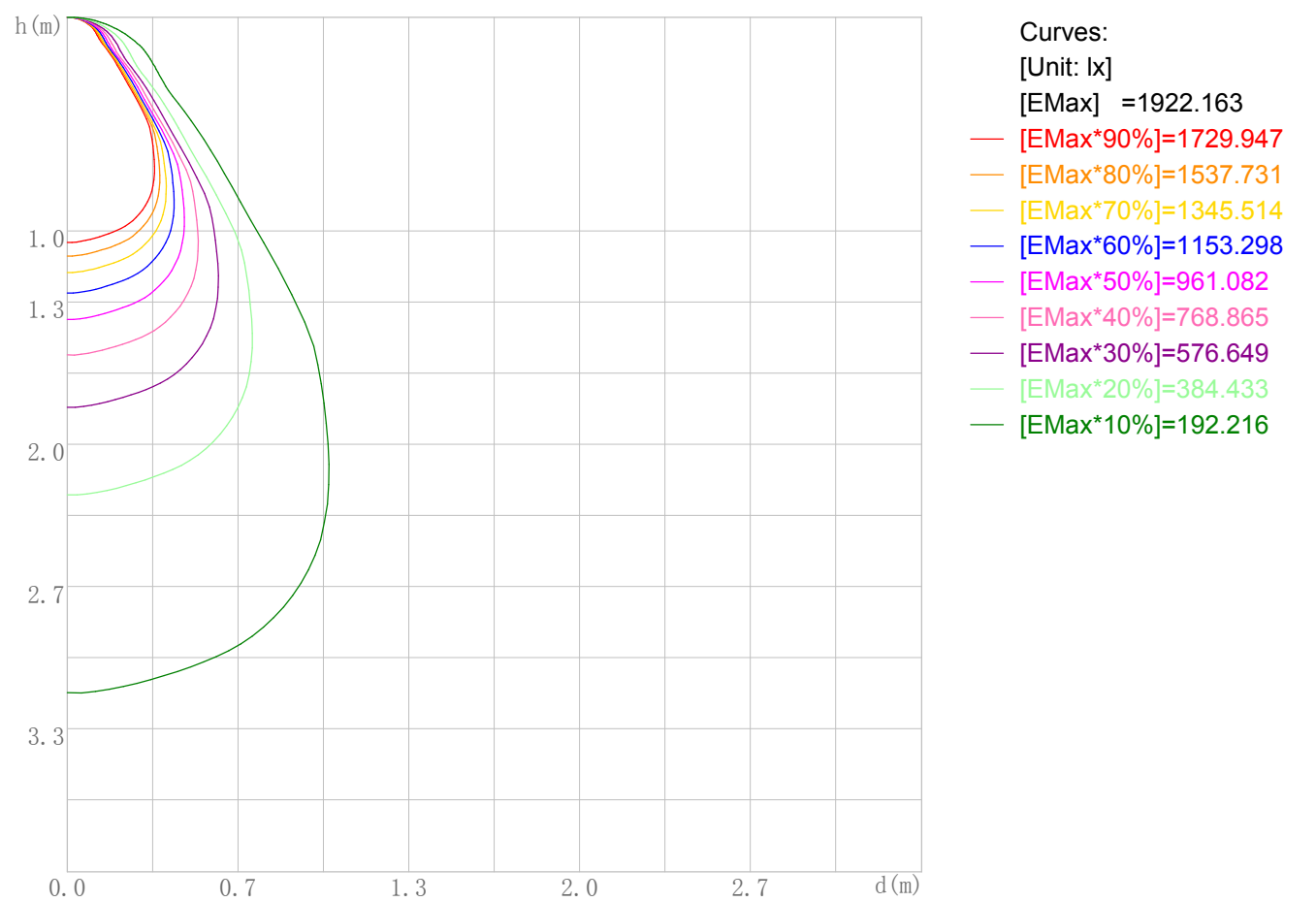
3D Plane Illuminance Modal



Space ISO Illuminance Diagram

Lum. Name:TR04-25-XX-01 3000K RA90 60D	Lum. Catelog:	Test ID:01
Lamp Name:	Lamp Catelog:LED	Test Lab:Quality Department
Manufacture:Shenzhen Norming Lighting Co., Ltd	Test Machine:GON-2000	Test Date:2019/10/07

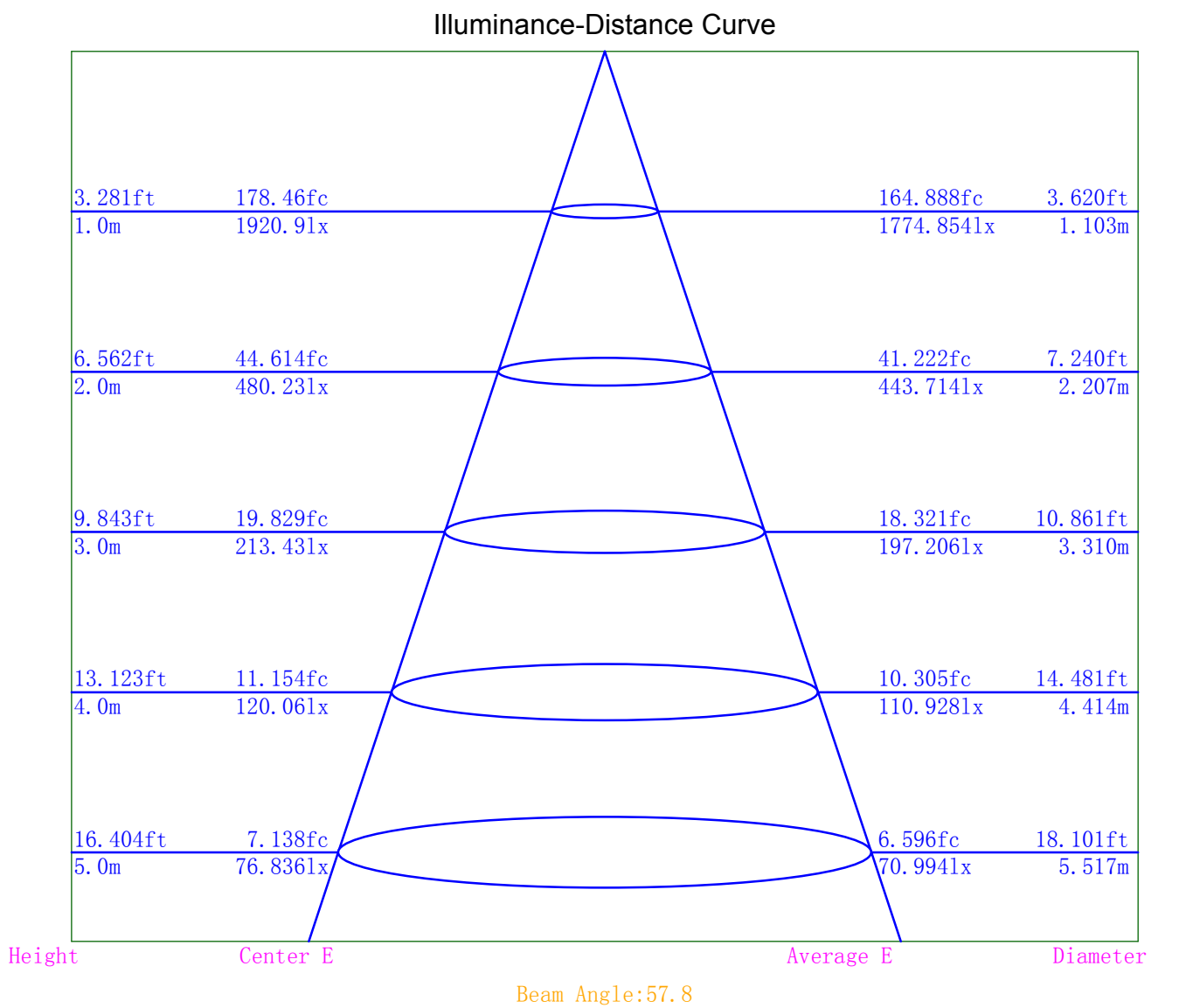
Space ISO Illuminance Curve



Space Plane Maximum Illuminance and @Angle:1922.16lx,1.0deg
Plane Maximum Lighting Intensity and @Angle:1923.042cd,0eg

Illuminance-Distance Diagram

Lum. Name:TR04-25-XX-01 3000K RA90 60D	Lum. Catelog:	Test ID:01
Lamp Name:	Lamp Catelog:LED	Test Lab:Quality Department
Manufacture:Shenzhen Norming Lighting Co., Ltd	Test Machine:GON-2000	Test Date:2019/10/07



Indoor Luminance Limiting Curves

Lum. Name: TR04-25-XX-01 3000K RA90 60D	Lum. Catalog:	Test ID: 01
Lamp Name:	Lamp Catalog: LED	Test Lab: Quality Department
Manufacture: Shenzhen Norming Lighting Co., Ltd	Test Machine:GON-2000	Test Date: 2019/10/07

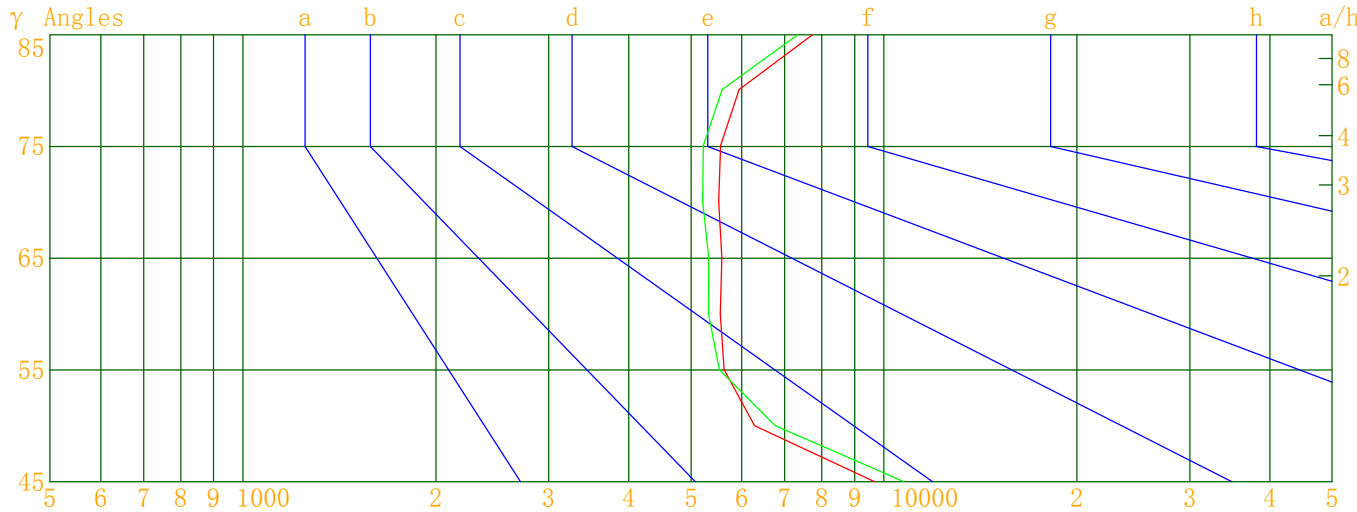
Glare Grade Table

GI	Quality	Using Illuminance							
1.15	A	2000	1000	500	<=300				
1.5	B		2000	1000	500	<=300			
1.85	C			2000	1000	500	<=300		
2.2	D				2000	1000	500	<=300	
2.55	E	a				2000	1000	500	<=300
			b	c	d	e	f	g	h

Luminance Table

Gama (deg)	45	50	55	60	65	70	75	80	85
C0	9663	6282	5633	5555	5587	5523	5558	5946	7732
C90	10749	6767	5536	5321	5327	5213	5226	5595	7333

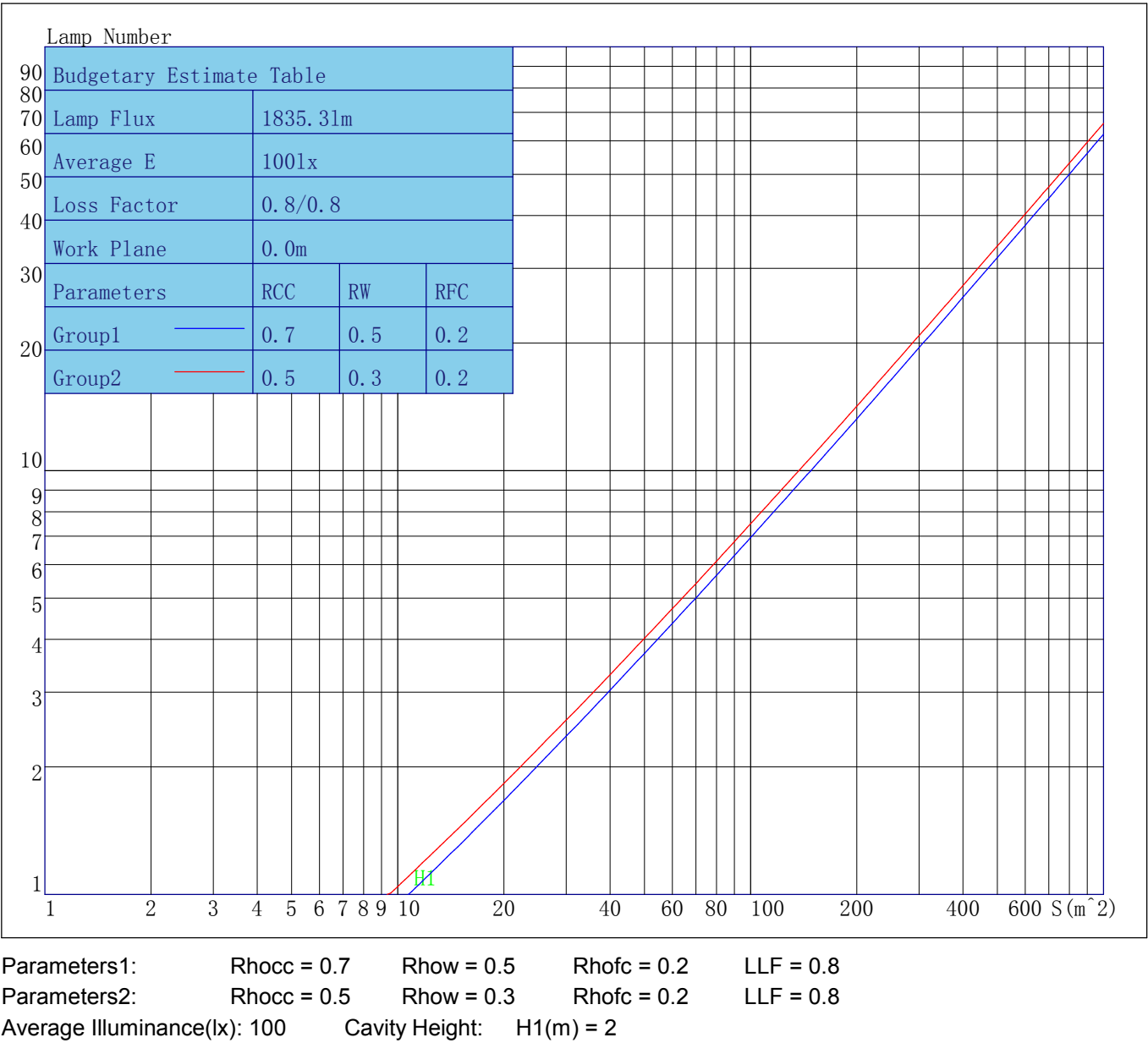
Luminance Limiting Curve



Luminous Size: Length(m)=0.060 Width(m)=0.060 Height(m)=0.250 Area(m^2)=0.018600
Luminous Type: Without Luminous Side
Luminous Curves: C0-C180 Color: — C90-C270 Color: —

Indoor Budgetary Estimate Table

Lum. Name: TR04-25-XX-01 3000K RA90 60D	Lum. Catelog:	Test ID: 01
Lamp Name:	Lamp Catelog: LED	Test Lab: Quality Department
Manufacture: Shenzhen Norming Lighting Co., Ltd	Test Machine:GON-2000	Test Date: 2019/10/07



Indoor Coefficient of Utilization Table

Lum. Name:TR04-25-XX-01 3000K RA90 60D	Lum. Catelog:	Test ID:01
Lamp Name:	Lamp Catelog:LED	Test Lab:Quality Department
Manufacture:Shenzhen Norming Lighting Co., Ltd	Test Machine:GON-2000	Test Date:2019/10/07

Coefficients of Utilization – Zonal Cavity Method																		
Coef.	Effective Floor Cavity Reflectance RFC=0.20																	
RhoCC (%)	80				70				50			30			10			0
RhoW (%)	70	50	30	10	70	50	30	10	50	30	10	50	30	10	50	30	10	0
RCR	Coefficient of Utilization(%)																	
0	118	118	118	118	115	115	115	115	110	110	110	104	104	104	100	100	100	97
1	112	109	106	103	109	106	104	102	102	100	98	98	96	95	94	92	91	89
2	106	100	96	92	103	98	94	91	95	91	88	91	89	86	88	86	84	82
3	100	93	87	83	98	91	86	82	88	84	81	85	82	79	83	80	77	76
4	95	86	80	76	92	85	79	75	82	78	74	80	76	73	78	75	72	70
5	90	81	74	70	88	79	74	69	77	72	68	75	71	68	73	70	67	65
6	85	75	69	64	83	74	68	64	73	67	63	71	66	63	69	65	62	61
7	81	71	64	60	79	70	64	60	68	63	59	67	62	59	66	61	58	57
8	77	67	60	56	75	66	60	56	65	59	55	63	58	55	62	58	55	53
9	73	63	57	52	72	62	56	52	61	56	52	60	55	52	59	55	51	50
10	69	59	53	49	68	59	53	49	58	53	49	57	52	49	56	52	48	47

Unified Glare Rating Table

Lum. Name: TR04-25-XX-01 3000K RA90 60D	Lum. Catalog:	Test ID: 01
Lamp Name:	Lamp Catalog: LED	Test Lab: Quality Department
Manufacture: Shenzhen Norming Lighting Co., Ltd	Test Machine:GON-2000	Test Date: 2019/10/07

Unified Glare Rating Table

Ceiling RCC	0.70	0.70	0.50	0.50	0.30	0.70	0.70	0.50	0.50	0.30
Wall RW	0.50	0.30	0.50	0.30	0.30	0.50	0.30	0.50	0.30	0.30
Floor RFC	0.20	0.20	0.20	0.20	0.20	0.20	0.20	0.20	0.20	0.20
Room Size	Vewed crosswise					Vewed endwise				
X=2H Y=2H	16.7	17.7	17.1	18.1	18.5	16.8	17.9	17.2	18.2	18.6
	17.3	18.2	17.7	18.6	19.1	17.4	18.3	17.8	18.7	19.1
	17.7	18.5	18.1	18.9	19.4	17.7	18.6	18.2	19.0	19.4
	18.1	18.8	18.5	19.3	19.7	18.0	18.8	18.5	19.2	19.7
	18.2	19.0	18.7	19.4	19.9	18.2	18.9	18.7	19.4	19.8
	18.4	19.1	18.9	19.6	20.1	18.4	19.1	18.8	19.5	20.0
X=4H Y=2H	16.8	17.6	17.2	18.0	18.5	16.9	17.7	17.3	18.2	18.6
	17.6	18.4	18.1	18.8	19.3	17.7	18.4	18.1	18.8	19.3
	18.2	18.8	18.7	19.3	19.8	18.1	18.8	18.6	19.2	19.8
	18.7	19.3	19.3	19.8	20.3	18.6	19.2	19.2	19.7	20.2
	19.0	19.5	19.5	20.0	20.5	18.9	19.4	19.4	19.9	20.4
	19.3	19.7	19.8	20.3	20.8	19.2	19.6	19.7	20.1	20.7
X=8H Y=4H	18.3	18.8	18.9	19.3	19.9	18.3	18.8	18.8	19.3	19.8
	19.1	19.5	19.6	20.0	20.6	19.0	19.4	19.5	19.9	20.5
	19.5	19.8	20.0	20.4	20.9	19.3	19.7	19.9	20.3	20.8
	19.9	20.2	20.5	20.8	21.4	19.7	20.1	20.3	20.6	21.2
X=12H Y=4H	18.3	18.8	18.9	19.3	19.9	18.3	18.7	18.8	19.3	19.8
	19.1	19.5	19.7	20.0	20.6	19.0	19.4	19.6	19.9	20.5
	19.6	19.9	20.2	20.5	21.1	19.5	19.8	20.0	20.3	21.0
Variations with the objerver position at spacings										
S=1.0H	0.2/-0.2					0.3/-0.3				
S=1.5H	0.5/-0.5					0.5/-0.5				
S=2.0H	0.6/-0.7					0.6/-0.7				
Reduced UGR Table:										
Nordic Standard Table:	BK0					BK0				
Correction Value	2.3					2.1				

o the CIE Pub.117, data has been corrected, refers to the lamp's lumens 8.2flm.

Candela Tabulation

V/H	C0.0	C90.0	C180.0	C270.0
γ 0.0	1920.91	1920.91	1920.91	1920.91
γ 1.0	1923.04	1911.07	1925.94	1908.11
γ 2.0	1917.03	1908.48	1922.88	1902.66
γ 3.0	1909.69	1903.96	1918.65	1895.63
γ 4.0	1899.24	1896.59	1910.79	1886.91
γ 5.0	1889.38	1887.89	1900.65	1876.68
γ 6.0	1877.41	1876.36	1889.67	1865.38
γ 7.0	1865.88	1862.78	1877.56	1851.56
γ 8.0	1855.66	1848.23	1864.83	1838.57
γ 9.0	1843.85	1833.47	1851.88	1824.77
γ 10.0	1832.72	1818.24	1837.50	1810.72
γ 11.0	1820.55	1801.88	1823.00	1795.47
γ 12.0	1805.92	1783.80	1805.39	1777.94
γ 13.0	1787.94	1764.19	1785.61	1757.02
γ 14.0	1765.62	1741.99	1763.43	1733.32
γ 15.0	1738.14	1716.41	1738.28	1706.23
γ 16.0	1707.53	1688.03	1708.90	1676.17
γ 17.0	1673.61	1656.03	1674.68	1643.43
γ 18.0	1636.02	1619.93	1638.77	1608.23
γ 19.0	1594.74	1581.45	1598.70	1571.13
γ 20.0	1548.06	1537.81	1556.45	1529.30
γ 21.0	1498.20	1488.52	1510.32	1481.57
γ 22.0	1442.24	1433.81	1459.06	1430.26
γ 23.0	1376.77	1374.54	1404.33	1370.76
γ 24.0	1309.24	1308.37	1341.49	1306.47
γ 25.0	1236.29	1238.99	1275.25	1239.44
γ 26.0	1160.32	1165.28	1202.45	1164.13
γ 27.0	1083.99	1088.68	1126.69	1088.83
γ 28.0	1007.14	1015.80	1049.60	1015.69
γ 29.0	937.58	946.23	973.13	944.38
γ 30.0	870.70	878.46	899.14	874.96
γ 31.0	807.76	815.92	831.64	811.05
γ 32.0	746.34	754.06	768.66	749.21
γ 33.0	663.74	692.67	710.08	688.92
γ 34.0	568.47	610.86	646.83	607.30
γ 35.0	482.61	518.76	557.25	516.93
γ 36.0	404.34	436.16	472.36	434.45
γ 37.0	341.06	367.98	393.81	362.91
γ 38.0	293.81	315.27	323.73	306.28
γ 39.0	257.88	275.82	274.49	263.74
γ 40.0	228.56	245.24	236.57	230.26
γ 41.0	203.06	219.42	207.04	202.72
γ 42.0	180.24	196.49	183.12	179.40
γ 43.0	160.58	176.47	161.41	159.30
γ 44.0	142.88	157.80	143.61	141.35
γ 45.0	127.09	141.37	127.52	125.81
γ 46.0	112.24	125.74	112.61	111.01

Candela Tabulation - (Cont.)

V/H	C0.0	C90.0	C180.0	C270.0
γ 47.0	99.41	111.88	98.92	97.73
γ 48.0	88.18	99.62	86.51	85.92
γ 49.0	80.31	88.63	76.32	76.30
γ 50.0	75.11	80.90	68.58	69.84
γ 51.0	71.12	75.04	63.91	65.49
γ 52.0	67.78	70.06	60.51	62.35
γ 53.0	64.81	65.86	57.95	59.60
γ 54.0	62.37	62.13	55.69	57.37
γ 55.0	60.09	59.06	53.93	55.36
γ 56.0	58.17	56.56	52.20	53.70
γ 57.0	56.27	54.35	50.89	52.24
γ 58.0	54.67	52.56	49.59	50.89
γ 59.0	53.13	51.00	48.49	49.83
γ 60.0	51.66	49.49	47.44	48.75
γ 61.0	50.25	48.07	46.39	47.70
γ 62.0	48.83	46.64	45.38	46.65
γ 63.0	47.35	45.19	44.30	45.54
γ 64.0	45.70	43.65	43.18	44.29
γ 65.0	43.92	41.88	41.80	42.90
γ 66.0	42.17	40.07	40.31	41.37
γ 67.0	40.39	38.31	38.79	39.85
γ 68.0	38.62	36.57	37.25	38.28
γ 69.0	36.86	34.87	35.70	36.70
γ 70.0	35.13	33.17	34.13	35.12
γ 71.0	33.39	31.49	32.56	33.53
γ 72.0	31.68	29.85	30.99	31.93
γ 73.0	29.99	28.25	29.41	30.33
γ 74.0	28.36	26.69	27.87	28.75
γ 75.0	26.76	25.16	26.34	27.18
γ 76.0	25.18	23.65	24.84	25.64
γ 77.0	23.63	22.20	23.37	24.13
γ 78.0	22.12	20.79	21.93	22.63
γ 79.0	20.63	19.41	20.52	21.17
γ 80.0	19.20	18.07	19.14	19.75
γ 81.0	17.80	16.76	17.80	18.34
γ 82.0	16.42	15.48	16.48	16.97
γ 83.0	15.09	14.24	15.20	15.65
γ 84.0	13.78	13.04	13.95	14.35
γ 85.0	12.53	11.89	12.73	13.10
γ 86.0	11.35	10.76	11.56	11.90
γ 87.0	10.19	9.66	10.43	10.73
γ 88.0	9.08	8.60	9.33	9.59
γ 89.0	8.17	7.63	8.28	8.55
γ 90.0	7.91	7.14	7.47	8.04
γ 91.0	7.71	6.98	7.29	7.82
γ 92.0	7.52	6.84	7.13	7.64
γ 93.0	7.35	6.70	6.98	7.46

Candela Tabulation - (Cont.)

V/H	C0.0	C90.0	C180.0	C270.0
γ 94.0	7.19	6.56	6.83	7.30
γ 95.0	7.03	6.43	6.70	7.14
γ 96.0	6.89	6.31	6.58	6.99
γ 97.0	6.74	6.18	6.46	6.86
γ 98.0	6.61	6.08	6.36	6.73
γ 99.0	6.48	5.97	6.25	6.61
γ 100.0	6.37	5.86	6.16	6.50
γ 101.0	6.25	5.77	6.07	6.40
γ 102.0	6.15	5.69	5.98	6.32
γ 103.0	6.06	5.61	5.91	6.23
γ 104.0	5.96	5.52	5.85	6.16
γ 105.0	5.88	5.46	5.78	6.08
γ 106.0	5.81	5.40	5.73	6.03
γ 107.0	5.74	5.35	5.70	5.98
γ 108.0	5.69	5.30	5.66	5.93
γ 109.0	5.65	5.28	5.65	5.91
γ 110.0	5.62	5.26	5.64	5.89
γ 111.0	5.60	5.25	5.64	5.89
γ 112.0	5.59	5.26	5.66	5.89
γ 113.0	5.59	5.26	5.68	5.90
γ 114.0	5.62	5.29	5.70	5.92
γ 115.0	5.64	5.33	5.75	5.96
γ 116.0	5.68	5.37	5.81	5.99
γ 117.0	5.73	5.43	5.87	6.05
γ 118.0	5.79	5.49	5.94	6.12
γ 119.0	5.86	5.57	6.03	6.18
γ 120.0	5.94	5.66	6.12	6.28
γ 121.0	6.03	5.76	6.22	6.36
γ 122.0	6.14	5.87	6.33	6.47
γ 123.0	6.25	5.99	6.45	6.58
γ 124.0	6.37	6.11	6.58	6.70
γ 125.0	6.50	6.24	6.72	6.83
γ 126.0	6.63	6.39	6.87	6.97
γ 127.0	6.79	6.54	7.02	7.11
γ 128.0	6.94	6.70	7.19	7.26
γ 129.0	7.10	6.86	7.36	7.42
γ 130.0	7.26	7.03	7.53	7.58
γ 131.0	7.44	7.20	7.71	7.76
γ 132.0	7.62	7.38	7.90	7.93
γ 133.0	7.80	7.57	8.09	8.11
γ 134.0	7.99	7.76	8.29	8.29
γ 135.0	8.18	7.95	8.49	8.48
γ 136.0	8.38	8.14	8.69	8.67
γ 137.0	8.58	8.33	8.89	8.86
γ 138.0	8.77	8.55	9.09	9.06
γ 139.0	8.99	8.74	9.30	9.26
γ 140.0	9.19	8.96	9.52	9.45

IES Indoor Report

Photometric Filename:TR04-25-XX-01 3000K RA90 60D.IES

Candela Tabulation - (Cont.)

V/H	C0. 0	C90. 0	C180. 0	C270. 0
γ 141. 0	9. 40	9. 16	9. 72	9. 65
γ 142. 0	9. 60	9. 37	9. 94	9. 86
γ 143. 0	9. 82	9. 59	10. 16	10. 05
γ 144. 0	10. 03	9. 80	10. 35	10. 24
γ 145. 0	10. 23	10. 00	10. 55	10. 43
γ 146. 0	10. 43	10. 20	10. 77	10. 62
γ 147. 0	10. 63	10. 40	10. 97	10. 81
γ 148. 0	10. 82	10. 59	11. 16	11. 00
γ 149. 0	11. 01	10. 78	11. 34	11. 18
γ 150. 0	11. 20	10. 98	11. 53	11. 35
γ 151. 0	11. 38	11. 16	11. 72	11. 52
γ 152. 0	11. 55	11. 34	11. 89	11. 69
γ 153. 0	11. 72	11. 52	12. 05	11. 85
γ 154. 0	11. 89	11. 68	12. 21	12. 00
γ 155. 0	12. 05	11. 84	12. 36	12. 14
γ 156. 0	12. 21	12. 01	12. 51	12. 29
γ 157. 0	12. 35	12. 16	12. 65	12. 42
γ 158. 0	12. 50	12. 32	12. 80	12. 55
γ 159. 0	12. 65	12. 47	12. 94	12. 69
γ 160. 0	12. 80	12. 61	13. 08	12. 83
γ 161. 0	12. 95	12. 76	13. 23	12. 97
γ 162. 0	13. 09	12. 91	13. 36	13. 09
γ 163. 0	13. 24	13. 06	13. 49	13. 22
γ 164. 0	13. 37	13. 19	13. 62	13. 36
γ 165. 0	13. 52	13. 34	13. 75	13. 48
γ 166. 0	13. 66	13. 47	13. 87	13. 60
γ 167. 0	13. 80	13. 61	13. 99	13. 74
γ 168. 0	13. 93	13. 74	14. 11	13. 86
γ 169. 0	14. 06	13. 86	14. 22	13. 97
γ 170. 0	14. 17	13. 97	14. 33	14. 07
γ 171. 0	14. 27	14. 08	14. 42	14. 17
γ 172. 0	14. 38	14. 20	14. 51	14. 27
γ 173. 0	14. 47	14. 30	14. 61	14. 34
γ 174. 0	14. 56	14. 39	14. 68	14. 42
γ 175. 0	14. 63	14. 48	14. 76	14. 49
γ 176. 0	14. 69	14. 56	14. 82	14. 56
γ 177. 0	14. 75	14. 62	14. 88	14. 60
γ 178. 0	14. 80	14. 68	14. 91	14. 64
γ 179. 0	14. 83	14. 72	14. 94	14. 66
γ 180. 0	14. 83	14. 83	14. 83	14. 83